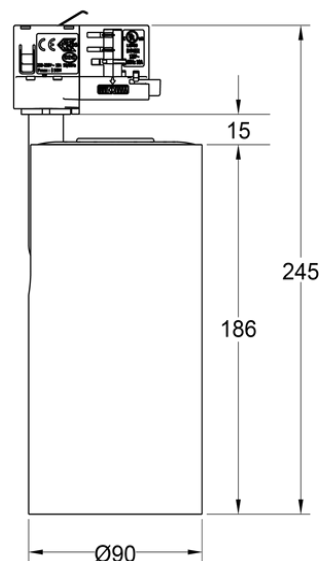
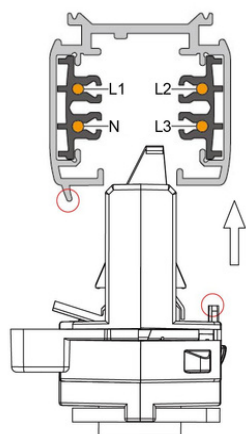


## Klem 30 W A10 LED Schienenstrahler

Reflektor zoombar 15°~60°  
Manuell dimmbar



Produkt Beschreibung  
Schienenstrahler 30W  
Hoher CRI, 2700K/3000K/4000K/5000K  
Zoombare Linsen, Abstrahlwinkel 15~60 Grad  
Innenanwendung für 3 Phasenschienen



Verpackung: 8 Stück 13,5 kg  
Leuchte = 1,55 kg

### Technische Daten

Artikel-Nummer: Klem30WA10DIM (DOL)  
Farbe: weiß/schwarz  
Schutzart: IP20  
Lumen (±10%): 4000K, CRI>Ra90, 2700lm

### LED

CCT&CRI: 2700/3000/4000K  
CRI>Ra90 5000K CRI>Ra80

LED Brand: CITIZEN

Abstrahlwinkel zoombar 15 - 60 Grad

### Elektrik

Manuell dimmbar  
Dimmbarkeit 0.1~100% Dim Max 2700lm  
LED Treibermarke: CE  
Eingangsspannung: 220~240V~50/60Hz  
Stromleistung: 30W  
Leistungsfaktor: >0.9  
Arbeitstemperatur: -20~40°C  
Schutzklasse: II

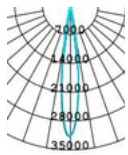
### Abmessungen

Durchmesser: 90mm  
Laenge: 194mm  
Schwenkbar max: 90°  
Rotation: 355°  
Gehäuse: Aluminium  
Veredelung: Pulver beschichtet



## Lichtleistungen

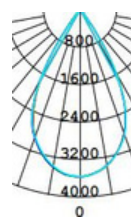
### A10 30W 4000K Ra90 15D



Flux out:1226 lm

Height	Eavg, Emax	Angle:14.59deg	Diameter
0.5m	90050,127807lx		12.80cm
1m	22512,31952lx		25.61cm
1.5m	10006,14201lx		38.41cm
2m	5628,7988lx		51.21cm
2.5m	3602,5112lx		64.01cm
3m	2501,3550lx		76.82cm
3.5m	1838,2608lx		89.62cm
4m	1407,1997lx		102.42cm
5m	900.5,1278lx		128.03cm
6m	625.3,887.6lx		153.63cm

### A10 30W 4000K RA90 60 D



origi, please contact our sales team.

Height	Eavg, Emax	Angle:58.57deg	Diameter
0.5m	8903,1428lx		56.08cm
1m	2226,3570lx		112.16cm
1.5m	989.3,1587lx		168.24cm
2m	556.5,892.6lx		224.32cm
2.5m	356.1,571.2lx		280.41cm
3m	247.3,396.7lx		336.49cm
3.5m	181.7,291.5lx		392.57cm
4m	139.1,223.1lx		448.65cm
5m	89.03,142.8lx		560.81cm
6m	61.83,99.17lx		672.97cm

Alle technischen Daten unterliegen brancheneublichen Toleranzen.